




FOCUS

Working with YOU for 30 years




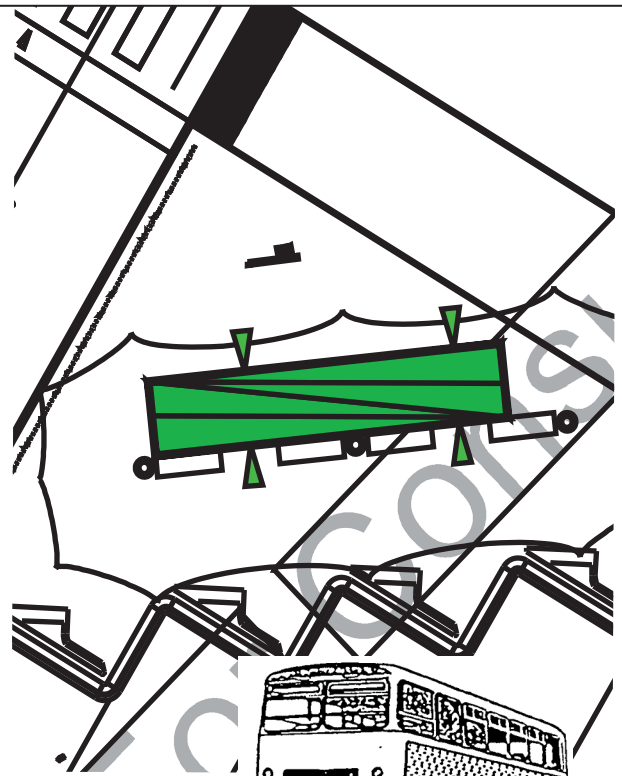
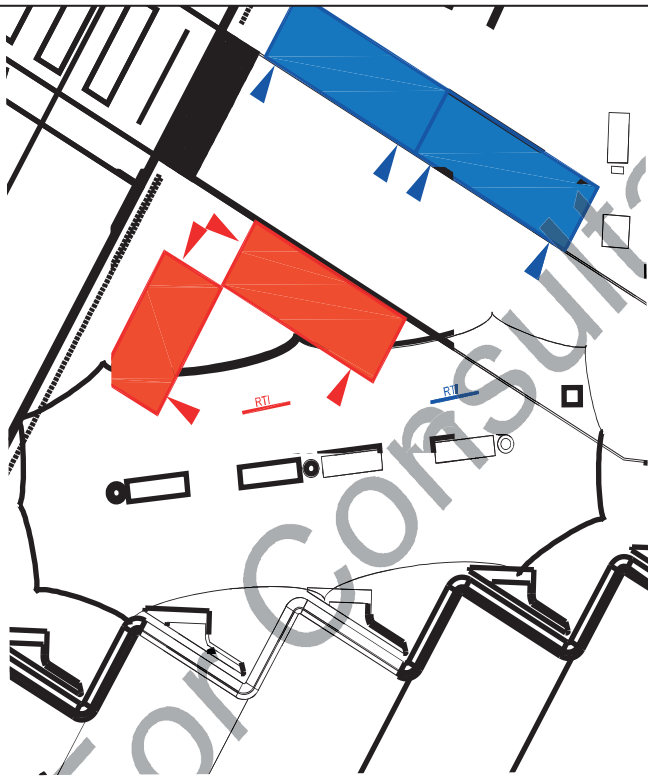
Experts publish bus station consultation



Here are the three options South Gloucestershire Council has sent us - Red, Blue and Green, exactly as sent. The triangles are the entrances to the bus shelters and the single colour lines are the Real Time Information signs they have promised. There are no other details about seating - and for design they only refer to the sort of draughty shelters they have put in round Yate with the blue metal.

This does not answer two key questions - What type of shelter? Where do we sit?

They have not told us anything about the design of the shelters - except they will be like the blue ones they have put in elsewhere in town or the seats. We have told them this is NOT what we asked for. We want the details of the shelter design and seats for consultation. After the current mess, we can't trust their views on what is the right design for either. You can see the full designs at <http://tinyurl.com/busoptions>



HAVE YOUR SAY

We think they have missed some key issues:

Will the shelters keep us dry or leave us with frozen ankles?
Will we have somewhere suitable to sit? Are these shelters too far from the buses for elderly and disabled users to be able to dash for the bus when it comes in? What do you think? Please answer our survey on the back and return by post or fill it in on line via <http://tinyurl.com/busoptions>

The questions South Glos Transport Team want you to answer

1 – Do you have a preferred design (Red, Green or Blue) or an alternative? [we think they mean LOCATION]

1a Please give a description of an alternative design

2 - Is the Real Time Information (RTI) board in the best location for your chosen colour? Yes No

2a Alternative suggestion

3 – Do you have a suggested location for Static Timetable Boards (traditional displays)?

Extra Questions - things WE need to know

Please answer these extra questions, to help us as your councillors, so we can insist the design meets your needs:

4 Where do you want seats? (e.g. in the shelters/very close to the bus pick up points for the less agile)

5 What type of seats? (e.g. backs and arms rather than folding or perch seats ?)

6 How many?

7 What sort of shelter do you want? (e.g. four sides, see through, more than one entry so we feel safe, sides right to the ground so we don't get horrid drafts round our ankles, vandal resistant - if they are going to be like the other blue ones they've put in round town, do you find your ankles are freezing?)

8. What else do you think we need to ask for?

About you

We try to avoid asking people for personal details, but for this survey, it will help us as your councillors to be able to point to the specific needs of different age groups and people with mobility needs.

Name

Postcode

Email address

How often do you use the bus station?

Age

Do you have a mobility disability?

Are you carrying shopping or other loads when using the bus?

Are you using a pushchair or wheelchair?

Please tick if you do not want us to use your email address to contact you about this campaign



Please return to FOCUS, c/o Steve Webb,
Poole Court, Yate BS37 5PP

- or complete the survey on line =
<http://tinyurl.com/busoptions>